

# Paterson Charter School Facts

2020-21

Charter schools in Paterson receive **\$2,777 less**, per pupil, than district schools.

**\$14,589**  
CHARTER

**\$17,365**  
DISTRICT



## ENROLLMENT



**6**

NUMBER OF CHARTER SCHOOLS



**5,235**

CHARTER ENROLLMENT



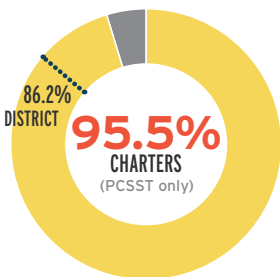
**5,000**

CHARTER WAITLIST TOTAL\*

## SCHOOLS

- College Achieve Paterson Charter School (2017, K-12)
- Community Charter School of Paterson (2008, K-8)
- John P. Holland Charter School (2011, PK-8)
- Paterson Arts and Science Charter School (2013, K-12)
- Paterson Charter School for Science & Technology (2003, K-12)
- Philip's Academy Charter School of Paterson (2016, K-8)

*Parentheses contain the year each charter school opened and the current grade levels it serves.*

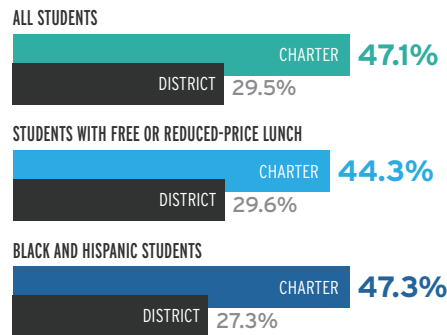


Paterson charter high schools are graduating **95.5%** of students within 4 years compared to **86.2%** in Paterson district schools.

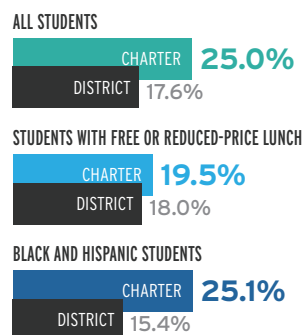
## PERFORMANCE

**2018-19 Student Achievement Grades 3-11**  
(Proficiency Rates)

### ELA



### MATH



## DEMOGRAPHICS

**30%**

Black



**67%**

Hispanic



**90%**

Economically Disadvantaged



**9%**

Students with Disabilities



**8.2%**

English Language Learners



## SCHOOLS BY GRADES SERVED



**3**

K-8 Schools



**3**

K-12 Schools



NEW JERSEY  
PUBLIC CHARTER SCHOOLS  
ASSOCIATION

[NJCharters.org](http://NJCharters.org)