


# Camden

## Public Charter School Facts

March 2025

Charter schools in Camden receive **\$13,000 less**, per-pupil, than district schools.



### ENROLLMENT



**3**

NUMBER OF CHARTER SCHOOLS



**4,108**

CHARTER ENROLLMENT



**900**

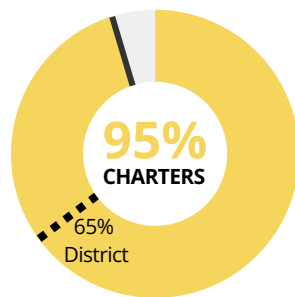
CHARTER WAITLIST TOTAL

### SCHOOLS

- Camden's Promise Charter School (1998, K-12)
  - Hope Community Charter School (2013, K-8)
  - LEAP Academy University Charter School (1997, K-12)
- Parentheses contain the year each charter school opened and the current grade levels it serves.*

### GRADUATION RATES

Camden public charter high schools are graduating **95%** of students within 4 years compared to **65%** in Camden district schools.



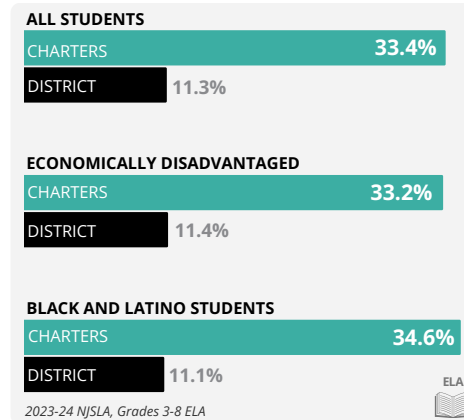
### CLOSING THE OPPORTUNITY GAP

The public charter school sector in Camden has improved outcomes across all public schools, both district and charter. Over the past decade, Camden students have increased proficiency by **21 points**, closing a **42%** statewide performance gap.

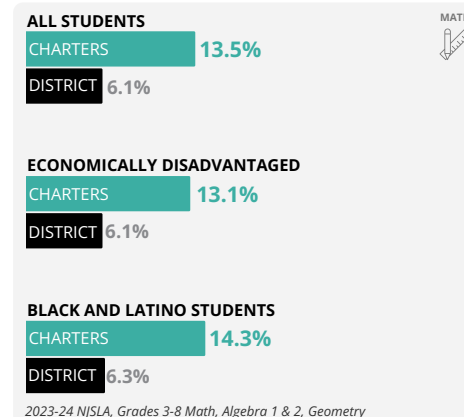
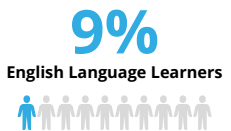

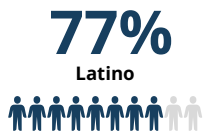
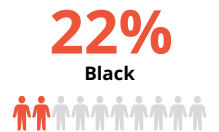
*Searching for the Tipping Point: Scaling Up Public School Choice Spurs Citywide Gains, Progressive Policy Institute study, 2024*

### PERFORMANCE

#### Student Achievement, 2023-24 (Proficiency Rates)



### DEMOGRAPHICS



### SCHOOLS BY GRADES SERVED



### ATTENDANCE



SOURCES: School count & cities/counties (NJDOE Public School Directory, pulled July 2024); Graduation Rates (2023 NJDOE Performance Reports); Enrollment & Demographics (2023-24 NJDOE Fall Enrollment File); Waitlists (Annual Reports and school records); Funding (2023-24 State Aid Figures);