


Camden

Public Charter School Facts

April 2025

Charter schools in Camden receive **\$13,000 less**, per-pupil, than district schools.



ENROLLMENT



3

NUMBER OF CHARTER SCHOOLS



4,108

CHARTER ENROLLMENT



870

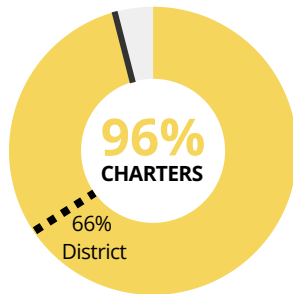
CHARTER WAITLIST TOTAL

SCHOOLS

- Camden's Promise Charter School (1998, K-12)
 - Hope Community Charter School (2013, K-8)
 - LEAP Academy University Charter School (1997, K-12)
- Parentheses contain the year each charter school opened and the current grade levels it serves.*

GRADUATION RATES

Camden public charter high schools are graduating **96%** of students within 4 years compared to **66%** in Camden district schools.



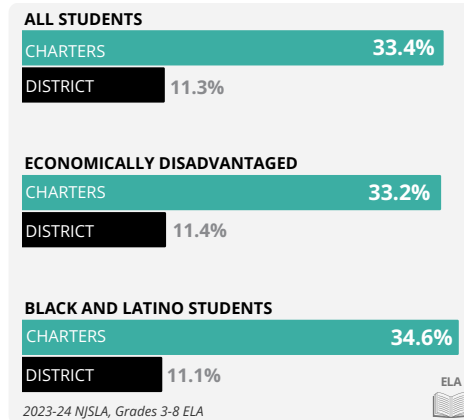
CLOSING THE OPPORTUNITY GAP

The public charter school sector in Camden has improved outcomes across all public schools, both district and charter. Over the past decade, Camden students have increased proficiency by **21 points**, closing a **42%** statewide performance gap.

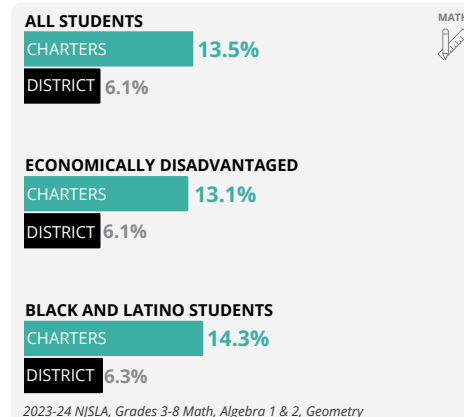
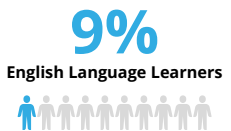
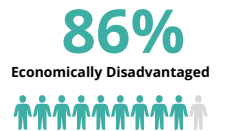
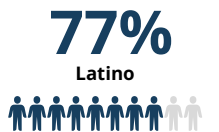
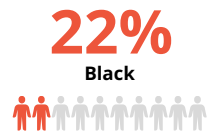
Searching for the Tipping Point: Scaling Up Public School Choice Spurs Citywide Gains, Progressive Policy Institute study, 2024

PERFORMANCE

Student Achievement, 2023-24 (Proficiency Rates)



DEMOGRAPHICS



SCHOOLS BY GRADES SERVED



ATTENDANCE



SOURCES: School count (NJDOE Public School Directory, pulled April 2025); Graduation Rates (2024 NJDOE Performance Reports); Enrollment & Demographics (2024-25 State Aid Notices & 2023-24 Fall Enrollment); Waitlists (Annual Reports and school records); Funding (2024-25 State Aid Figures)