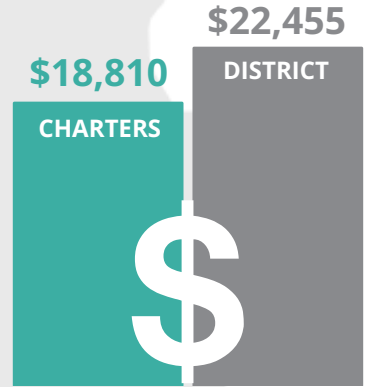


Paterson

Public Charter School Facts

April 2025

Charter schools in Paterson receive **\$3,640 less, per-pupil,** than district schools.



ENROLLMENT



7
NUMBER OF
CHARTER SCHOOLS



7,388
CHARTER
ENROLLMENT



4,800
CHARTER
WAITLIST TOTAL

SCHOOLS

- **College Achieve Paterson Charter School** (2017, K-12)
- **Community Charter School of Paterson** (2008, K-8)
- **John P. Holland Charter School** (2011, PK-8)
- **Paterson Arts & Science Charter School** (2013, K-12)
- **Paterson Charter School for Science & Technology** (2003, K-12)
- **Paterson Prep Charter School** (2023, K-2, 5-6; *growing to K-8*)
- **Philip's Academy Charter School of Paterson** (2016, K-8)

Parentheses contain the year each charter school opened and the current grade levels it serves.

SCHOOLS BY GRADES SERVED



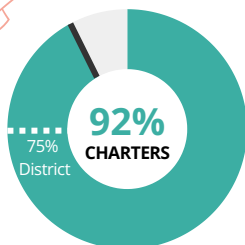
4
PK-8
Schools



3
K-12
Schools

GRADUATION

Paterson charter high schools are graduating **96%** of students within 4 years compared to **75%** in Paterson district schools.



ATTENDANCE

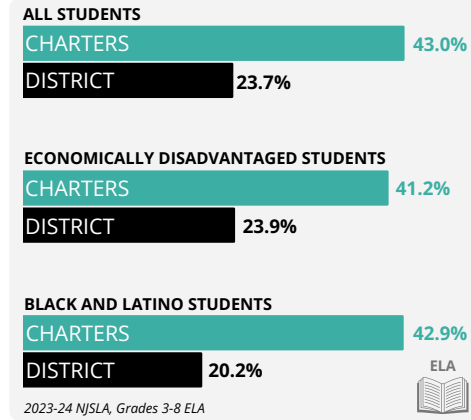


DISTRICT
36%
of students are
chronically absent

CHARTERS
20%
of students are
chronically absent

PERFORMANCE

Student Achievement, 2023-24 (Proficiency Rates)

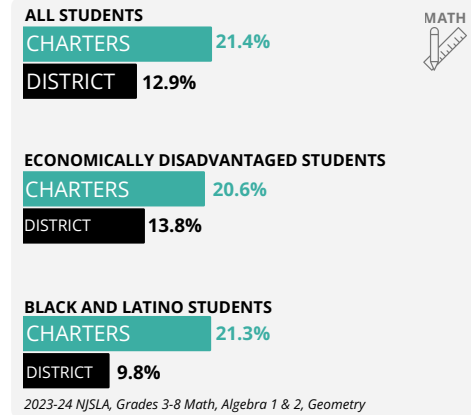


DEMOGRAPHICS

25%
Black

68%
Latino

86%
Economically Disadvantaged



9.4%
Special Needs

8%
English Language Learners