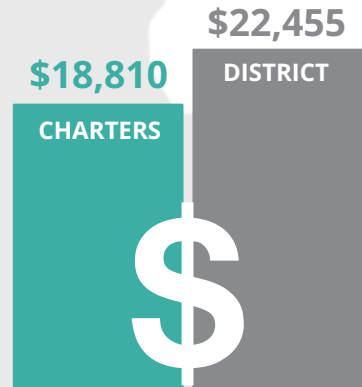


Paterson

Public Charter School Facts

December 2024

Charter schools in Paterson receive **\$3,640 less**, per-pupil, than district schools.



ENROLLMENT



7
NUMBER OF
CHARTER SCHOOLS



6,800
CHARTER
ENROLLMENT



4,270
CHARTER
WAITLIST TOTAL

SCHOOLS

- College Achieve Paterson Charter School (2017, K-12)
- Community Charter School of Paterson (2008, K-8)
- John P. Holland Charter School (2011, PK-8)
- Paterson Arts & Science Charter School (2013, K-12)
- Paterson Charter School for Science & Technology (2003, K-12)
- Paterson Prep Charter School (2023, K-2, 5-6; growing to K-8)
- Philip's Academy Charter School of Paterson (2016, K-8)

Parentheses contain the year each charter school opened and the current grade levels it serves.

SCHOOLS BY GRADES SERVED



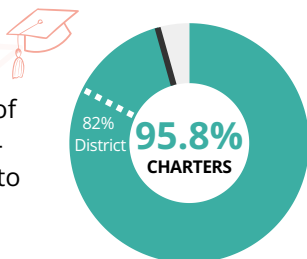
4
PK-8
Schools



3
K-12
Schools

GRADUATION

Paterson charter high schools are graduating **96%** of students within 4 years compared to **82%** in Paterson district schools.



ATTENDANCE

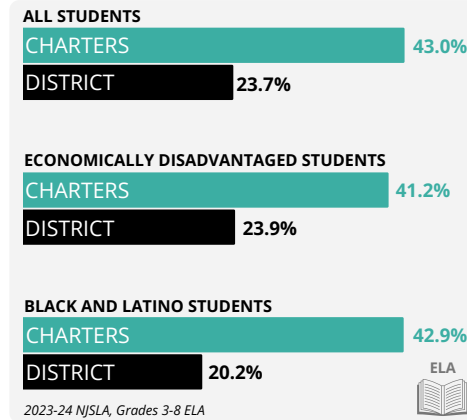


DISTRICT
42%
of students are
chronically absent

CHARTERS
23%
of students are
chronically absent

PERFORMANCE

Student Achievement, 2023-24
(Proficiency Rates)

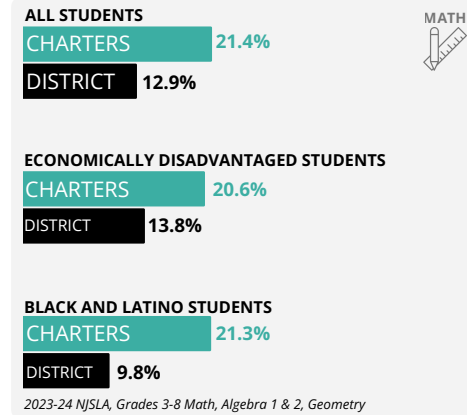


DEMOGRAPHICS

25%
Black

68%
Latino

83%
Economically Disadvantaged



10%
Special Needs

8%
English Language Learners

SOURCES: School count & cities/counties (NJDOE Public School Directory, pulled July 2024); Graduation Rates (2023 NJDOE Performance Reports); Enrollment & Demographics (2023-24 NJDOE Fall Enrollment File); Waitlists (Annual Reports and school records); Funding (2023-24 State Aid Figures);