


Trenton

Public Charter School Facts

November 2024

Charter schools in Trenton receive **\$4,700 less, per-pupil,** than district schools.



ENROLLMENT



8
NUMBER OF
CHARTER SCHOOLS



4,000
CHARTER
ENROLLMENT



2,700
CHARTER
WAITLIST TOTAL

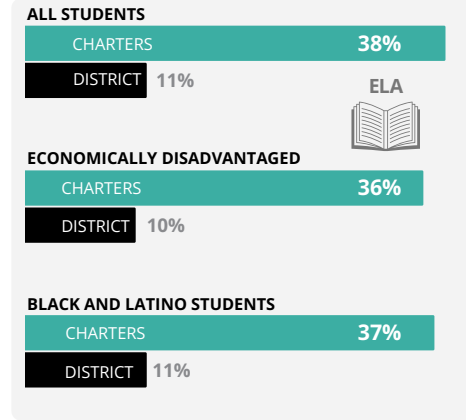
SCHOOLS

- **Achiever's Early College Prep Charter School** (2018, 6-11, Growing to 6-12)
- **Foundation Academy Charter School** (2007, K-12)
- **International Charter School of Trenton** (1998, K-5)
- **Pace Charter School of Hamilton** (1999, K-8)
- **Paul Robeson Charter School for the Humanities** (2013, K-8)
- **Thrive Charter School** (2024, K-12)
- **Trenton STEMCivics Charter School** (2014, 6-12)
- **The Village Charter School** (1999, K-8)

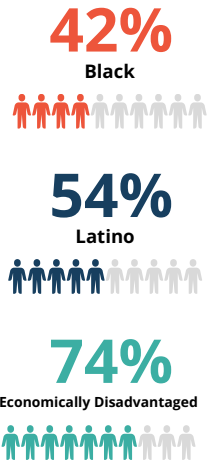
Parentheses contain the year each charter school opened and the current grade levels it serves.

PERFORMANCE

Student Achievement, Grades 3-8
(2022-23 Proficiency Rates)

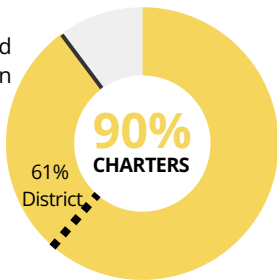


DEMOGRAPHICS



GRADUATION

Trenton public charter high schools are graduating **90%** of students within 4 years compared to **61%** in Trenton district schools.


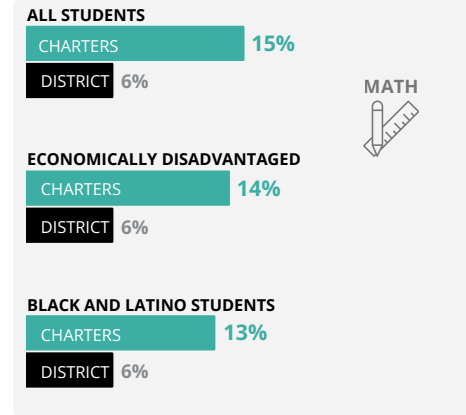


ATTENDANCE



DISTRICT
38%
of students are
chronically absent

CHARTERS
16%
of students are
chronically absent



SCHOOLS BY GRADES SERVED



SOURCES: School count & cities/counties (NJDOE Public School Directory, pulled July 2024); Graduation Rates (2023 NJDOE Performance Reports); Enrollment & Demographics (2023-24 NJDOE Fall Enrollment File); Waitlists (Annual Reports and school records); Funding (2023-24 State Aid Figures);