


Trenton

Public Charter School Facts

April 2025

Charter schools in Trenton receive **\$4,700 less, per-pupil,** than district schools.



ENROLLMENT



8

NUMBER OF CHARTER SCHOOLS



4,187

CHARTER ENROLLMENT



2,800

CHARTER WAITLIST TOTAL

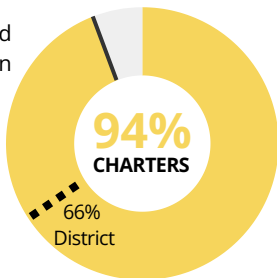
SCHOOLS

- **Achiever's Early College Prep Charter School** (2018, 6-11, Growing to 6-12)
- **Foundation Academy Charter School** (2007, K-12)
- **International Charter School of Trenton** (1998, K-5)
- **Pace Charter School of Hamilton** (1999, K-8)
- **Paul Robeson Charter School for the Humanities** (2013, K-8)
- **Thrive Charter School** (2024, K-12)
- **Trenton STEMCivics Charter School** (2014, 6-12)
- **The Village Charter School** (1999, K-8)

Parentheses contain the year each charter school opened and the current grade levels it serves.

GRADUATION

Trenton public charter high schools are graduating **94%** of students within 4 years compared to **66%** in Trenton district schools.



ATTENDANCE



DISTRICT **34%**

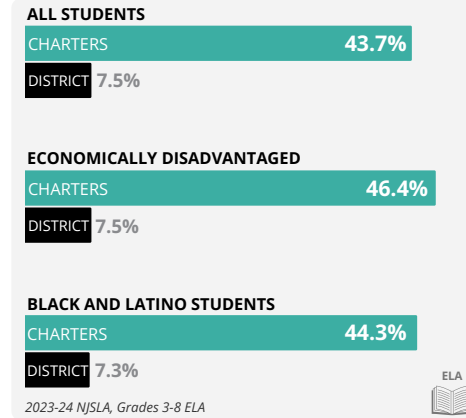
of students are chronically absent

CHARTERS **11%**

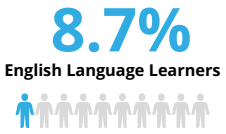
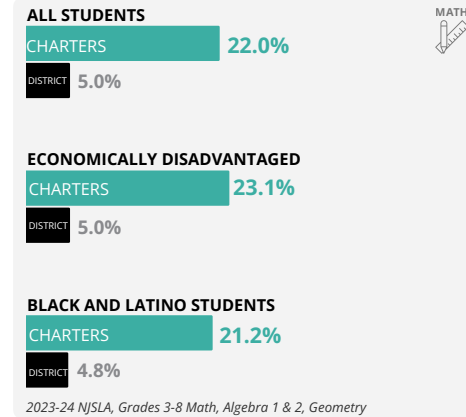
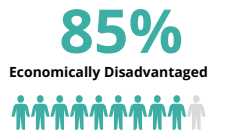
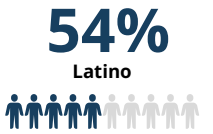
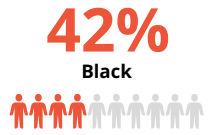
of students are chronically absent

PERFORMANCE

Student Achievement, 2023-24
(Proficiency Rates)



DEMOGRAPHICS



SCHOOLS BY GRADES SERVED



SOURCES: School count (NJDOE Public School Directory, pulled April 2025); Graduation Rates (2024 NJDOE Performance Reports); Enrollment & Demographics (2024-25 State Aid Notices & 2023-24 Fall Enrollment); Waitlists (Annual Reports and school records); Funding (2024-25 State Aid Figures)