


# Trenton

## Public Charter School Facts

December 2024

Charter schools in Trenton receive **\$4,700 less, per-pupil,** than district schools.



### ENROLLMENT



**8**

NUMBER OF CHARTER SCHOOLS



**4,000**

CHARTER ENROLLMENT



**2,700**

CHARTER WAITLIST TOTAL

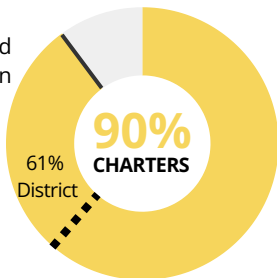
### SCHOOLS

- **Achiever's Early College Prep Charter School** (2018, 6-11, Growing to 6-12)
- **Foundation Academy Charter School** (2007, K-12)
- **International Charter School of Trenton** (1998, K-5)
- **Pace Charter School of Hamilton** (1999, K-8)
- **Paul Robeson Charter School for the Humanities** (2013, K-8)
- **Thrive Charter School** (2024, K-12)
- **Trenton STEMCivics Charter School** (2014, 6-12)
- **The Village Charter School** (1999, K-8)

*Parentheses contain the year each charter school opened and the current grade levels it serves.*

### GRADUATION

Trenton public charter high schools are graduating **90%** of students within 4 years compared to **61%** in Trenton district schools.



### ATTENDANCE



DISTRICT **38%**

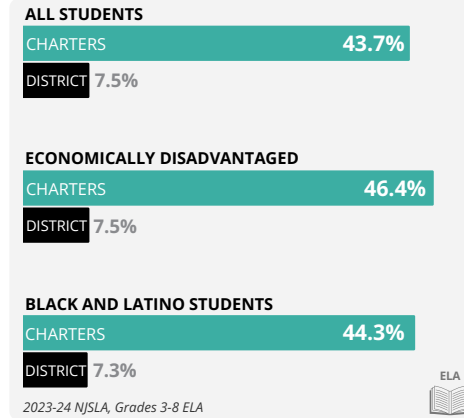
of students are chronically absent

CHARTERS **16%**

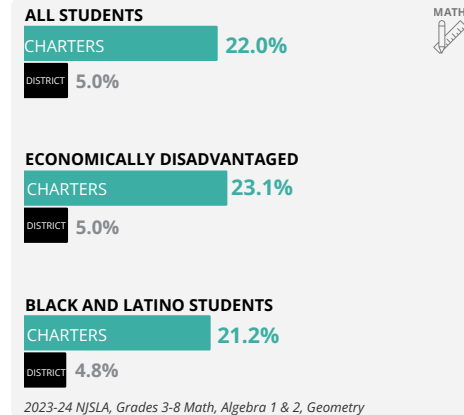
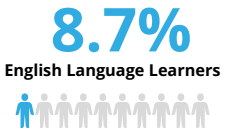

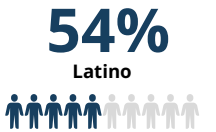
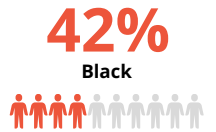
of students are chronically absent

### PERFORMANCE

**Student Achievement, 2023-24**  
(Proficiency Rates)



### DEMOGRAPHICS



### SCHOOLS BY GRADES SERVED



SOURCES: School count & cities/counties (NJDOE Public School Directory, pulled July 2024); Graduation Rates (2023 NJDOE Performance Reports); Enrollment & Demographics (2023-24 NJDOE Fall Enrollment File); Waitlists (Annual Reports and school records); Funding (2023-24 State Aid Figures);