


# Trenton

## Public Charter School Facts

March 2025

Charter schools in Trenton receive **\$4,700 less, per-pupil,** than district schools.



### ENROLLMENT



**8**  
NUMBER OF  
CHARTER SCHOOLS



**4,187**  
CHARTER  
ENROLLMENT



**2,700**  
CHARTER  
WAITLIST TOTAL

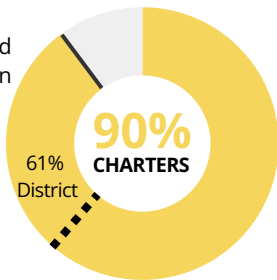
### SCHOOLS

- **Achiever's Early College Prep Charter School** (2018, 6-11, Growing to 6-12)
- **Foundation Academy Charter School** (2007, K-12)
- **International Charter School of Trenton** (1998, K-5)
- **Pace Charter School of Hamilton** (1999, K-8)
- **Paul Robeson Charter School for the Humanities** (2013, K-8)
- **Thrive Charter School** (2024, K-12)
- **Trenton STEMCivics Charter School** (2014, 6-12)
- **The Village Charter School** (1999, K-8)

*Parentheses contain the year each charter school opened and the current grade levels it serves.*

### GRADUATION

Trenton public charter high schools are graduating **90%** of students within 4 years compared to **61%** in Trenton district schools.



### ATTENDANCE

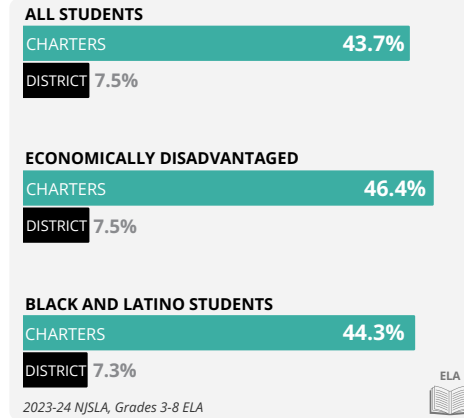


DISTRICT  
**38%**  
of students are  
chronically absent

CHARTERS  
**16%**  
of students are  
chronically absent

### PERFORMANCE

#### Student Achievement, 2023-24 (Proficiency Rates)

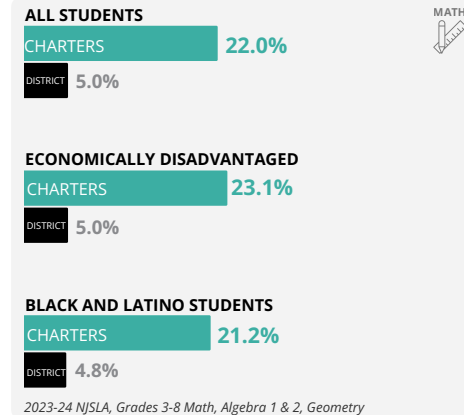


### DEMOGRAPHICS

**42%**  
Black

**54%**  
Latino

**74%**  
Economically Disadvantaged



**9.3%**  
Special Needs

**8.7%**  
English Language Learners

### SCHOOLS BY GRADES SERVED



SOURCES: School count & cities/counties (NJDOE Public School Directory, pulled July 2024); Graduation Rates (2023 NJDOE Performance Reports); Enrollment & Demographics (2023-24 NJDOE Fall Enrollment File); Waitlists (Annual Reports and school records); Funding (2023-24 State Aid Figures);