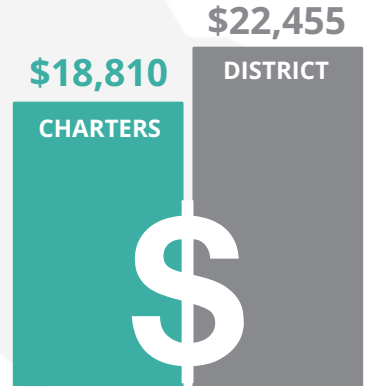


# Paterson

## Public Charter School Facts

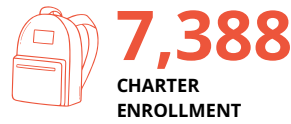
August 2025

Charter schools in Paterson receive **\$3,640 less, per-pupil,** than district schools.



Paterson charter school students are **81% more likely to read at grade level** than their district peers.

### ENROLLMENT



### SCHOOLS

- College Achieve Paterson Charter School (2017, K-12)
- Community Charter School of Paterson (2008, K-8)
- John P. Holland Charter School (2011, PK-8)
- Paterson Arts & Science Charter School (2013, K-12)
- Paterson Charter School for Science & Technology (2003, K-12)
- KIPP: Paterson Prep Charter School (2023, K-3, 5-7; *growing to K-8*)
- Philip's Academy Charter School of Paterson (2016, K-8)

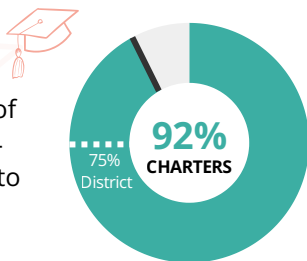
*Parentheses contain the year each charter school opened and the current grade levels it serves.*

### SCHOOLS BY GRADES SERVED

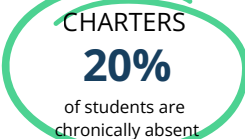
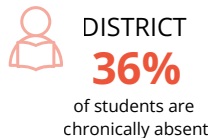


### GRADUATION

Paterson charter high schools are graduating **92%** of students within 4 years compared to **75%** in Paterson district schools.

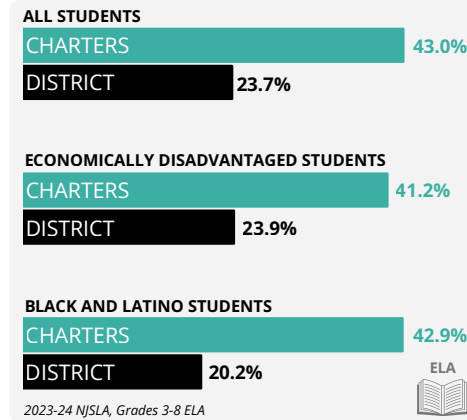


### ATTENDANCE

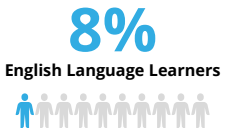
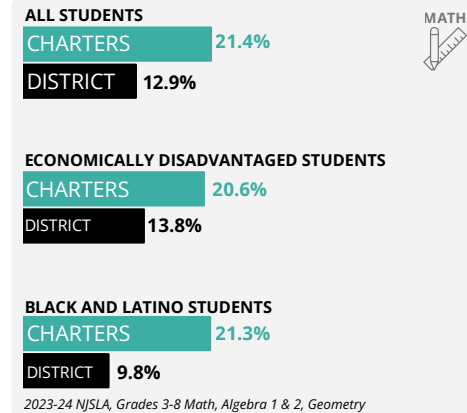
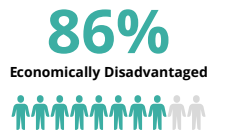
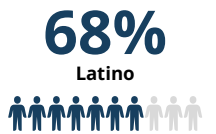
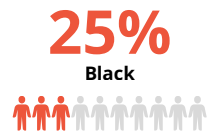


### PERFORMANCE

#### Student Achievement, 2023-24 (Proficiency Rates)



### DEMOGRAPHICS



SOURCES: School count (NJDOE Public School Directory, pulled April 2025); Graduation Rates (2024 NJDOE Performance Reports); Enrollment & Demographics (2024-25 State Aid Notices & 2023-24 Fall Enrollment); Waitlists (Annual Reports and school records); Funding (2024-25 State Aid Figures)